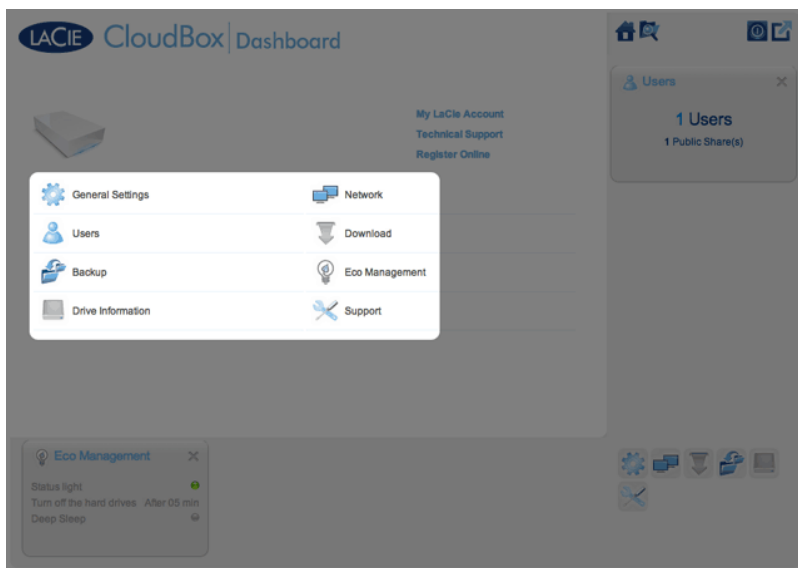


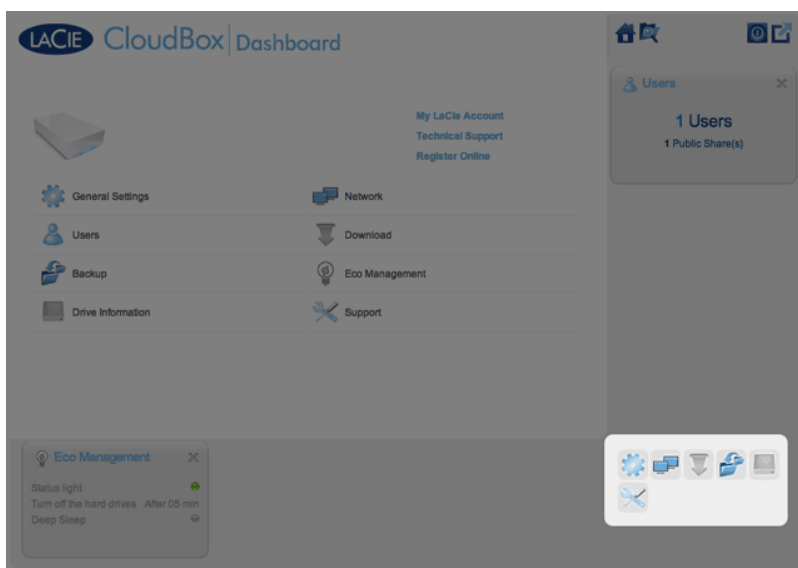
5.B NAVIGATE THE LACIE CLOUDBOX DASHBOARD

CENTRAL PANE AND WIDGETS

The Dashboard Homepage has a central pane with links to specific management pages. Click once on a link (for example, **General Settings**) to view or revise its parameters.



The smaller icons on the lower right are called *widgets*. The icons inside the widgets are easy to match with the names in the center pane of the Dashboard Homepage. You can also click on a widget to revise settings.



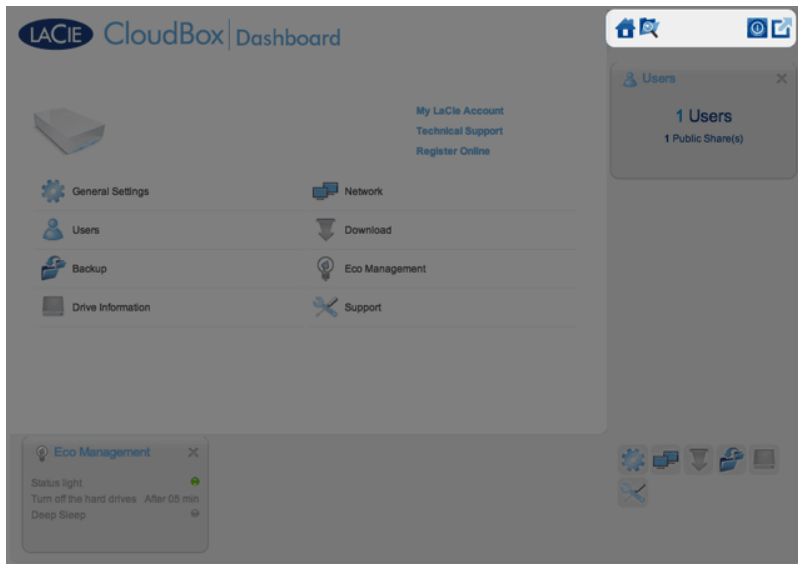
The default layout for the Dashboard displays two open widgets, *Eco Management* and *Users*, with the rest organized on the bottom right corner. You may reorganize the Dashboard layout by opening other widgets around the central pane. Drag a widget out of the right corner and drop it next to another open widget. For example, you can drag the *Network* widget (the icon with two monitors) under the *Users* widget. An open widget

shows a summary of the information contained in the management page.

To minimize a widget, click the **X** next to its title.

Static Icons: Home, File Browser, Shutdown Options, and Logout

The icons in the upper right corner are static and will remain available on every management page.



- **Home:** Click once to return to the home page.

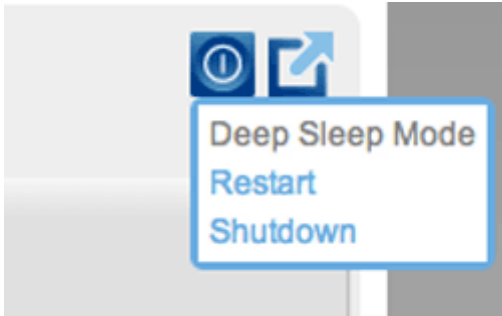


- **File Browser:** Click once on the folder and magnifying glass icon to access the File Browser. See [Access Files Online with the Dashboard File Browser](#) for further details.

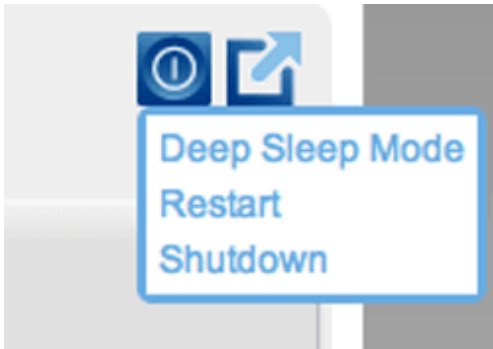


- **Shutdown Options:** Click once on the power icon to choose between *Deep Sleep Mode*, *Restart*, and *Shutdown*. By default, *Deep Sleep Mode* is grey and unavailable. For further details on enabling deep sleep mode, please see [Conserve Energy](#).





Deep Sleep Disabled



Deep Sleep Enabled

- **Logout:** Click once on the square and arrow icon to log out of the Dashboard. To avoid unauthorized access, LaCie recommends that you log out each time you have finished using the Dashboard.

