







7.B LED BEHAVIOR

The front LED indicates drive status and activity.

Technical note: Even if you have turned off the front LED using the Dashboard administration tool ([Eco Management](#)), events triggering a red light will always cause it to turn on.

Front LED Color	State
Off	The device is: turned off/in Deep Sleep Mode/the Status light has been disabled in the Dashboard administration tool
Blue: Fast blinking 	The device is booting and will cease once the drives are fully initialized
Blue: Static 	Device is ready
Blue: Flickering 	Drive working (read/write)
Red: Blinking 	Device alert (e.g. temperature warning). Turn the device off for 10 or more minutes then power it on. If the LED continues to blink red, try to reset the device Reset the LaCie CloudBox to Factory Settings . If the problem persists, contact LaCie Customer Support
Red: Static 	Critical alert (e.g. temperature or hard drive). Turn the device off for 10 or more minutes then power it on. If the LED continues to blink red, try to reset the device Reset the LaCie CloudBox to Factory Settings . If the problem persists, contact LaCie Customer Support
Red/Blue: Blinking 	Firmware update or reset to factory in progress. Depending upon the operation, the LED may blink for 10 minutes or 3 hours. Please do not turn the device off during the update or reset.