





CABLES AND CONNECTORS

USB 3.0

USB is a serial input/output technology for connecting peripheral devices to a computer. SuperSpeed USB 3.0 is the latest implementation of this standard, and it provides higher bandwidth and new power management features.

Transfer rates can attain up to 5 Gbits/s as opposed to USB 2.0's 480 Mbits/s. This means USB 3.0 is theoretically up to ten times faster than its predecessor.

Your LaCie drive is shipped with a SuperSpeed USB 3.0 cable to ensure maximum data transfer performance when connected to a compatible USB 3.0 port. The cable will also work when connected to a USB 2.0 or 1.1 port, but drive performance will be limited to their respective transfer rates.





Connector Face (to Computer)	Cable End (to Computer)	Cable End (to Hard Drive)	Connector Face (to Hard Drive)
			

THUNDERBOLT

Your LaCie product features Thunderbolt technology, the most flexible interface ever created. This exciting new high-speed cable technology connects your computers and electronic devices together like never before. Thunderbolt technology supports two 10Gb/s bi-directional channels from a single port, the fastest data connection available on a personal computer. At 10Gb/s, a full-length HD movie can be transferred in less than 30 seconds.

Thanks to support for both data streams and mini DisplayPort video, you can connect either a storage peripheral or a display to a Thunderbolt port. However, it's not possible to use a mini DisplayPort cable to connect a storage peripheral to a Thunderbolt port. You must use a Thunderbolt cable.

For more information, see www.lacie.com

Connector Face (to computer)	Cable End (to computer)	Cable End (to product)	Connector Face (to product)
			

Important Info: Windows users must first connect the product via USB (see [Getting Connected](#)) and install drivers (see [Install Drivers \(Windows Only\)](#)) in order for the Thunderbolt connection to work. After drivers are installed, you can disconnect the USB cable and connect the Thunderbolt one.