




# RECEIVING POWER/LED

## RECEIVING POWER

To receive power, the eSATA Hub Thunderbolt Series must be:

- 1. Connected to a Macintosh computer that is compatible with Thunderbolt technology
- 2. Connected to a power source via the included power supply

## LED STATES

LED Behavior	State
	The product is in active mode, working properly and waiting for data access.
	The product is starting up. The LED will become solid blue once it has initialized.
	External disk access
Off	The product is: turned off; not receiving power; not connected to a Macintosh computer that supports Thunderbolt technology; experiencing system failure; or, experiencing electronic board failure. If the device is connected to a power supply and turned on but the LED remains off, contact <a href="#">LaCie Customer Support</a> .