



# UPDATING THE MEDIA APP AND THE STORAGE DEVICE

## UPDATE THE MEDIA APP

Updates to the app are managed by the operating system. To manually check for updates to the media app, make certain that your mobile device is connected to the Internet.



### Review the current version of the media app

1.  Tap on the **More** icon (  ) on the upper right corner of the app screen.
2. Tap on **Settings**.
3. Tap on **About** and check **App version**.
4. Go to the Google Play Store to see if a newer version of the media app is available.

## UPDATE THE STORAGE DEVICE

The media app automatically checks for firmware updates when the storage device is connected to the Internet. If an update is found, the media app downloads it in the background and prompts you to restart the storage device. The firmware update is installed upon restart.

### Review the current version of the storage device's firmware

1.  Tap on the **More** icon (  ) on the upper right corner of the app screen.
2. Tap on **Settings**.
3. Tap on **About** and check **Firmware version**.
4. For information on firmware updates, go to [LaCie support](#) or [Seagate support](#) and choose your storage device.