

# INTRODUCTION

Welcome to the User Manual for the LaCie Porsche Design Desktop Drive. This new family of hard drives combines world-famous Porsche Design's sophisticated solid aluminum design with LaCie's cutting-edge technology. Featuring SuperSpeed USB 3.0, your hard drive will allow you to transfer files at lightning-fast rates.



These pages will guide you through the process of connecting your LaCie product and will explain its features. If this manual doesn't answer your questions or if you are having trouble, consult the [Getting Help](#) page.

## BOX CONTENT

Your box contains the following:

- LaCie Porsche Design Desktop Drive
- USB 3.0 cable (USB 2.0-compatible)
- Power supply
- Quick Install Guide
- LaCie Storage Utilities and User Manual are pre-loaded on the drive

**Note:** A PDF of this User Manual and software utilities are pre-loaded on the drive.

**Important info:** Please save your packaging. In the event that the drive should need to be repaired or serviced, it must be returned in its original packaging.

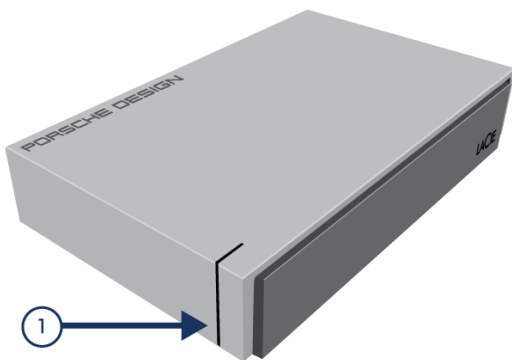
## MINIMUM SYSTEM REQUIREMENTS

Your system must meet certain requirements in order for your LaCie product to function properly. For a list of these requirements, please refer to the product packaging or consult the product support web page at [www.lacie.com/support/](http://www.lacie.com/support/).

**Note:** For optimal performance, the drive must be connected to a USB 3.0 host port.

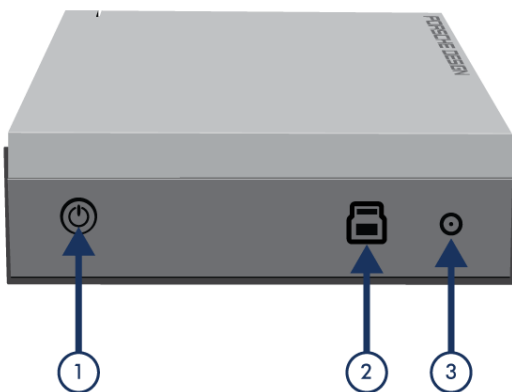
## VIEWS OF THE DRIVE

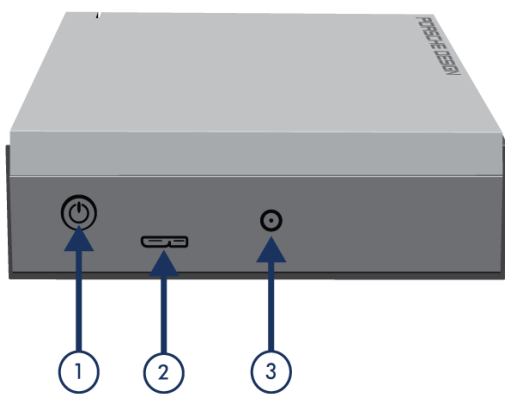
### Front View



1. Status light

### Rear View





1. Power switch
2. USB 3.0 port
3. Power supply connection

# STATUS LIGHT INFORMATION

Your hard drive features a status light, which will indicate certain disk behaviors. Refer to the chart below for details.

Light Behavior	Status
On, Steady	Drive is on
Flickering	Data access
On for 1 second, off for 30 seconds	Eco Mode
Off	Drive is off