





CABLES AND CONNECTORS

USB 3.0

USB is a serial input/output technology for connecting peripheral devices to a computer. SuperSpeed USB 3.0 is the latest implementation of this standard, and it provides higher bandwidth and new power management features.


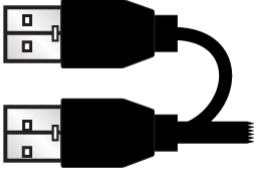


Transfer rates can attain up to 5 Gbits/s as opposed to USB 2.0's 480 Mbits/s. This means USB 3.0 is theoretically up to ten times faster than its predecessor.

Your LaCie drive is shipped with a SuperSpeed USB 3.0 cable to ensure maximum data transfer performance when connected to a compatible USB 3.0 port. The cable will also work when connected to a USB 2.0 or 1.1 port, but drive performance will be limited to their respective transfer rates.

Connector Face (to Computer)	Cable End (to Computer)	Cable End (to Hard Drive)	Connector Face (to Hard Drive)
			

USB-Y CABLE

In the event that the USB bus on your computer does not provide the necessary power to operate your mobile LaCie hard disk, you can connect a USB-Y cable to the drive and to your computer's USB 3.0 or USB 2.0 ports to ensure adequate power. If a USB-Y cable is not included in the packaging, you can purchase one from www.lacie.com/accessories/.

Connector Face (to Computer)	Cable End (to Computer)	Cable End (to Hard Drive)	Connector Face (to Hard Drive)
	<div>Power</div>  <div>Data</div>		

1. Attach the single connector end of the USB-Y cable to the back of your LaCie drive.
2. Attach the double connector end of the USB-Y cable to two USB ports on your computer.

