
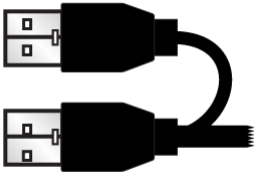




CABLES AND CONNECTORS

USB-Y CABLE

In the event that the USB bus on your computer does not provide the necessary power to operate your mobile LaCie hard disk, you can connect a USB-Y cable to the drive and to your computer's USB 3.0 or USB 2.0 ports to ensure adequate power. If a USB-Y cable is not included in the packaging, you can purchase one from www.lacie.com/accessories/.

Connector Face (to Computer)	Cable End (to Computer)	Cable End (to Hard Drive)	Connector Face (to Hard Drive)
	<div>Power</div>  <div>Data</div>		

1. Attach the single connector end of the USB-Y cable to the back of your LaCie drive.
2. Attach the double connector end of the USB-Y cable to two USB ports on your computer.